



~  
maori 50  
~

[www.esclusivecharter.com](http://www.esclusivecharter.com)

PORTO CERVO Italy





# General characteristics

Length overall	14,8 mt
Length Waterline	13,2 mt
Beam max (fenders include)	4 mt
Draft	0,8 mt
Displacement	9,5 tons
Maximum speed	44 kn
Cruise speed	35 kn
Navigation category CE94/25	B
Certification modules	B RINA
N° passenger (crew included)	12
N° Crew	1
Fuel tank capacity	2 x 500 lt
Water tank capacity	400 lt
ENGINES	
Arneson Surface Drive + Cummins QSB6.7, 2x550 hp	







exteriors






exteriors



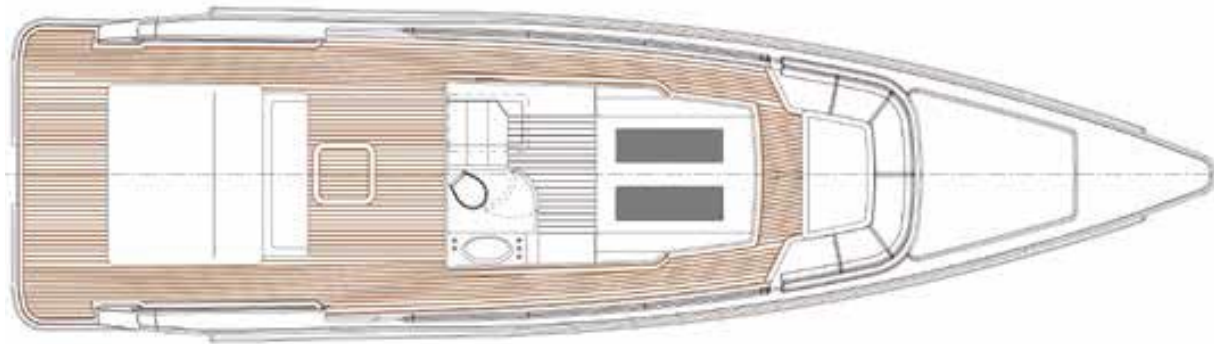
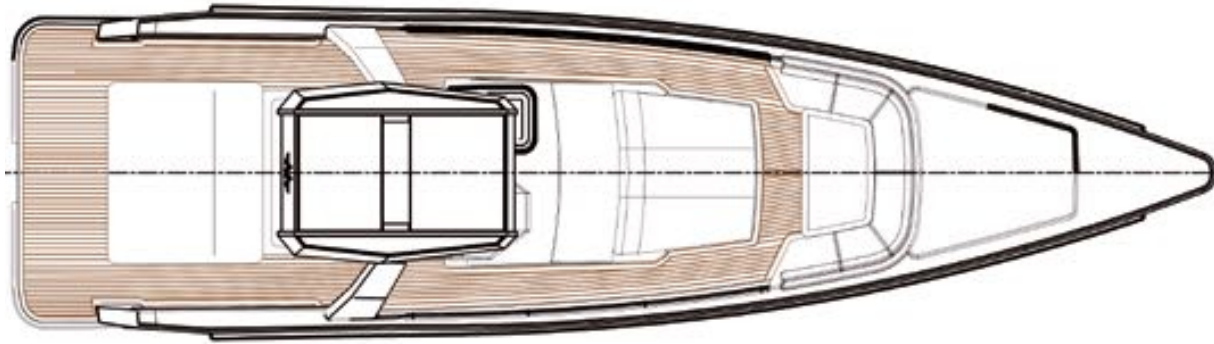
interiors











# layout

1 Cabin - 1 bathroom

1 Technical room

1 Engine room

1 Bow garage



~

maori 50

~

[www.esclusivecharter.com](http://www.esclusivecharter.com)

PORTO CERVO